How to Fill in the Online Form for Exemption

Exemption from compulsory health insurance is possible under certain conditions and only upon application. The social insurance company SVA Zurich decides on applications for exemption. The sample screenshots provided below will guide you through the process depending on what sort of exemption you are applying for. Depending on your type of insurance, some steps will vary while filling in the form.

Before you fill in the online form, make sure you have done/fulfilled the following points:

— You have registered at the *Personenmeldeamt* (local residents' registration office).
— You have received a letter regarding health insurance in Switzerland.
— You have a:
  a. European Health Insurance Card (EHIC) or Global Health Insurance Card (GHIC)
  b. Swiss health insurance for international students
  c. Private health insurance **(**EU or non-EU)

Please click the link to get started:
https://www.eadminportal.ch/svazh/ekvg/ekvg/form/#/wizard

You can change the language into English in the top right corner.

Step 1: Read and accept *User Agreements* and *Privacy Policy* (same for all applicants)

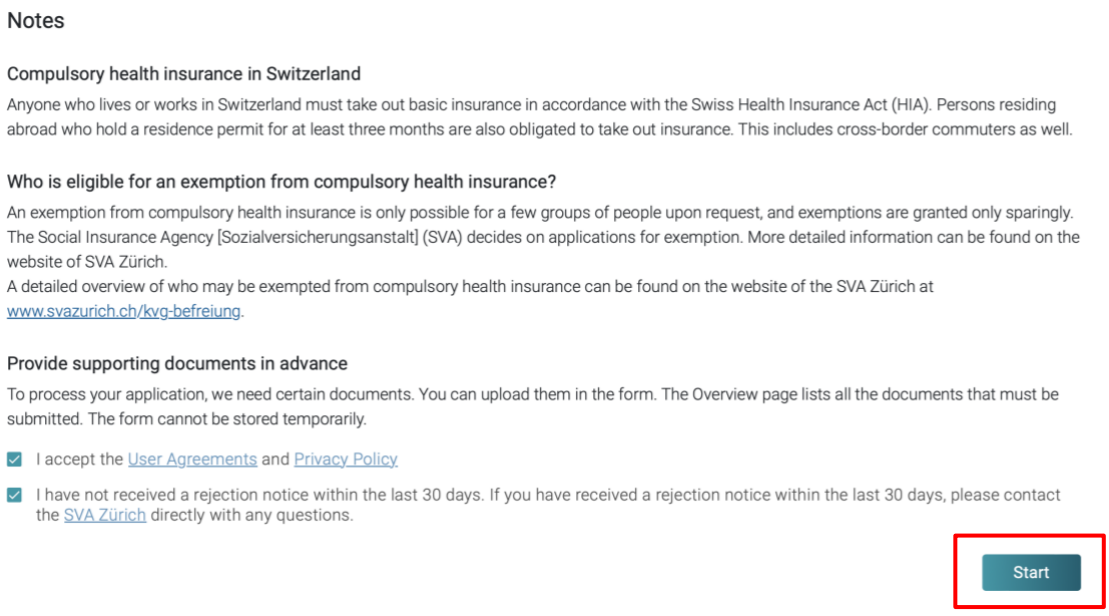

Step 2: Personal details (same for all applicants)

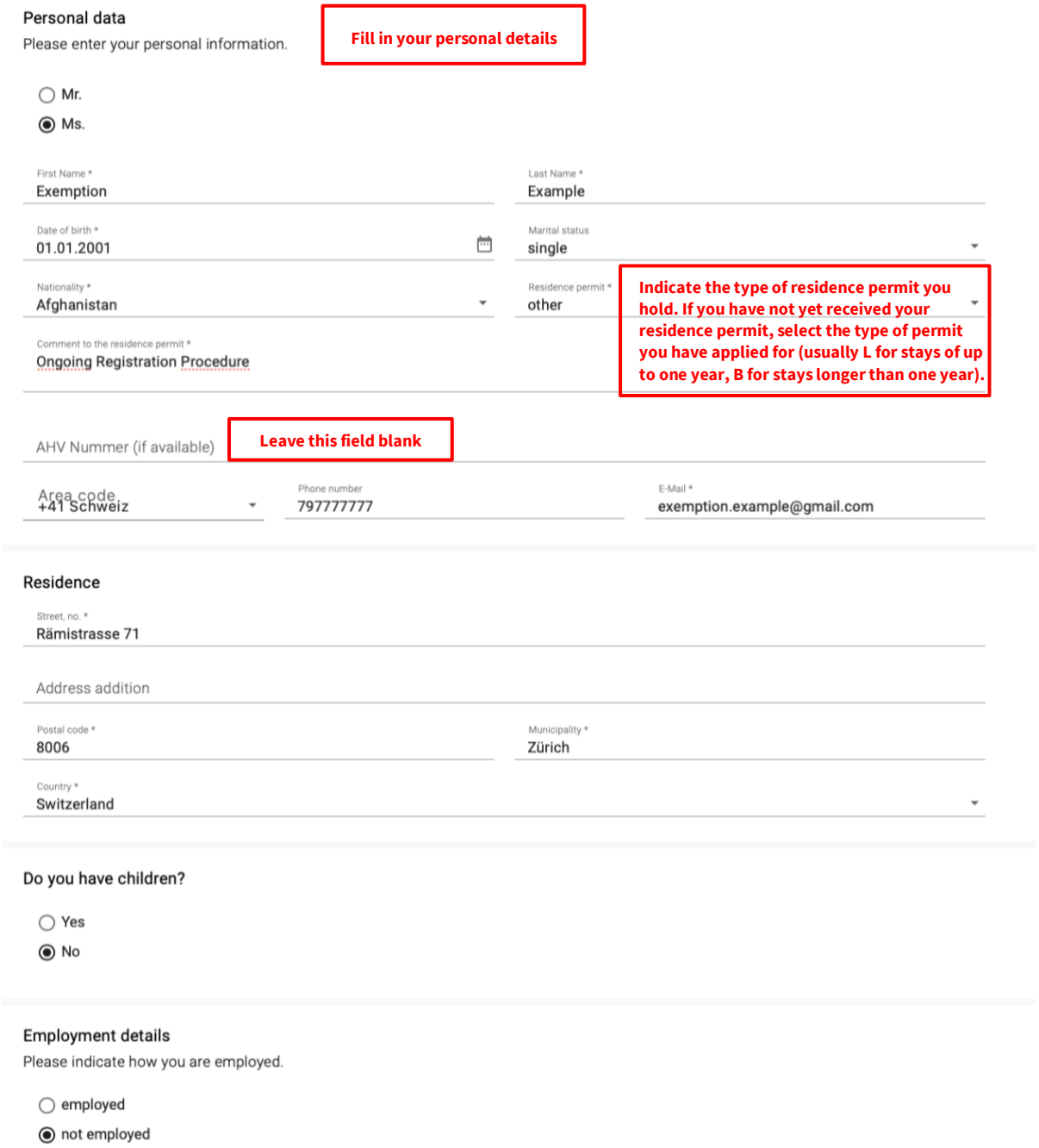

"Optionsrecht" (option right) – for students with an EHIC and registered residence in Germany, Austria, Italy or France

If you are employed in Switzerland, you may be eligible for an exemption from Swiss health insurance under the so-called Optionsrecht (option right). To request this exemption, you must proactively submit an application to SVA Zurich using the exemption form after your employment contract has started. Please note that this exemption applies only for the duration of your employment.

If you continue your studies in Switzerland without working after your employment ends, you must submit a new exemption application for study purposes only. The exemption procedure for students who are not employed differs from the Optionsrecht procedure for employed students.

Before completing the online application for the "Optionsrecht", make sure you meet the following requirements:

— You have a local Swiss employment contract (you will need to upload a copy with your application)
— You have a valid European Health Insurance Card (EHIC)

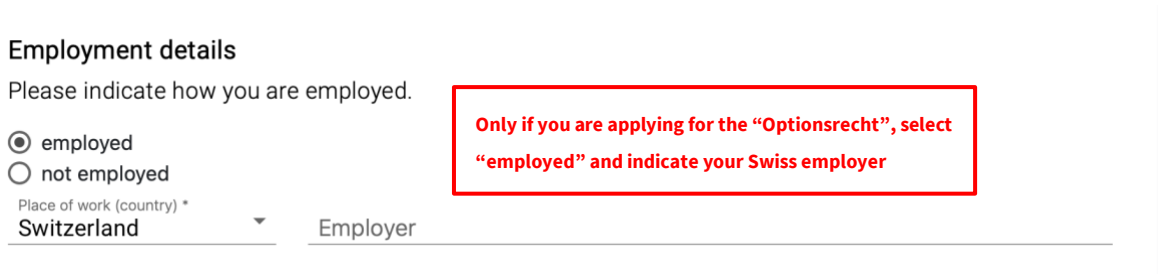

Step 3: Specifying your insurance policy

Important: Depending on what kind of insurance you have, please follow one of the options below and fill in the form exactly as depicted.

a. European Health Insurance Card or Global Health Insurance Card

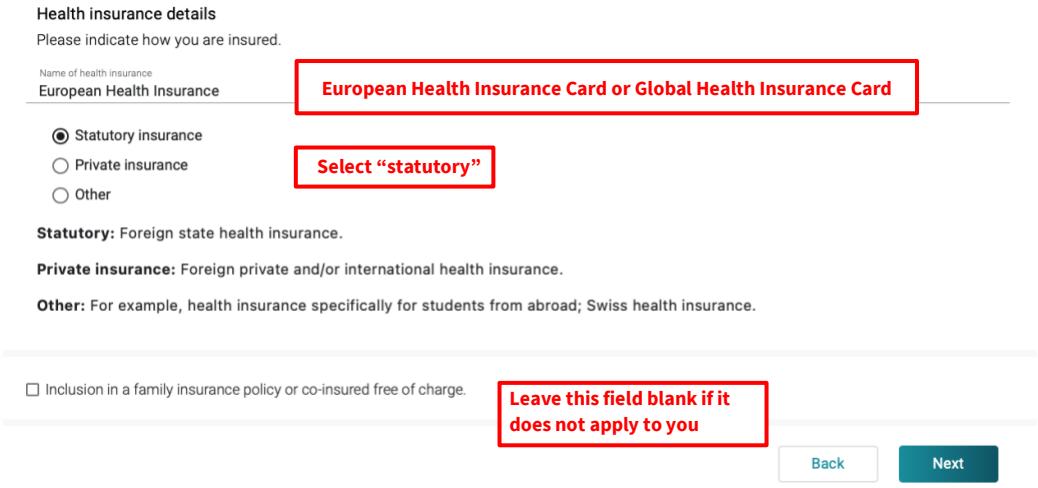

b. Swiss health insurance for international students

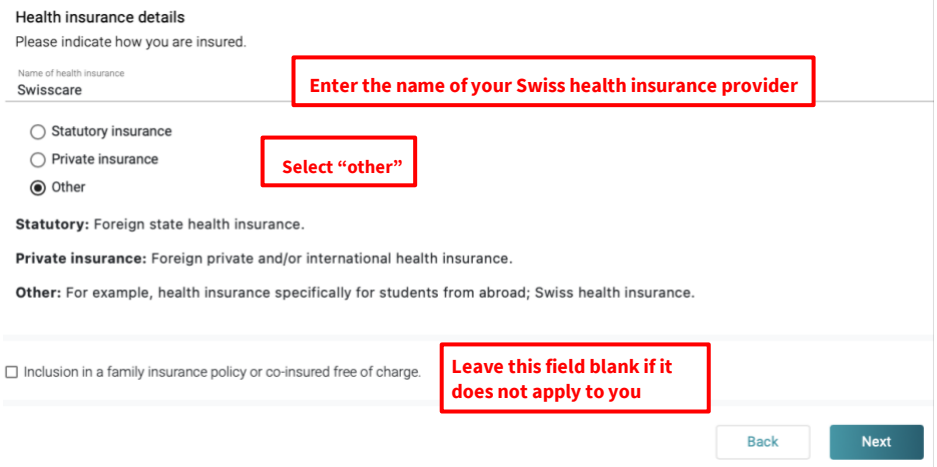

c. Private health insurance

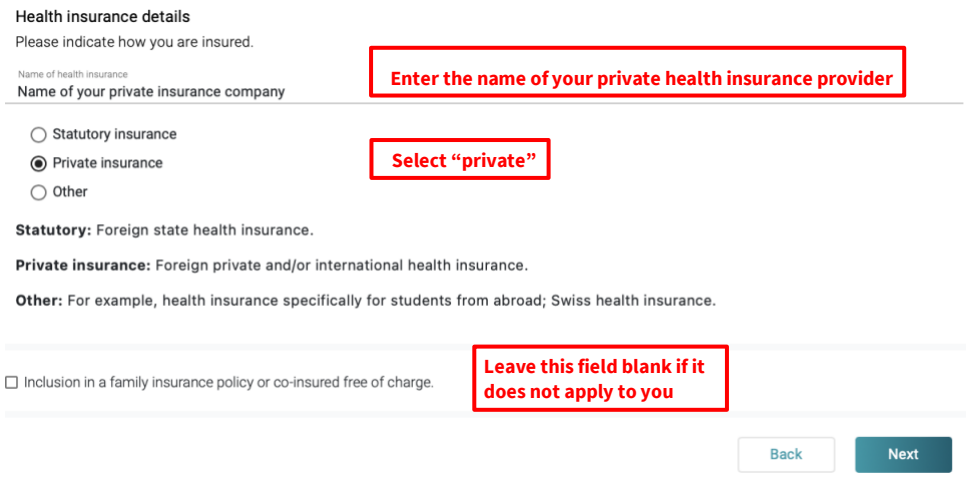

Step 4: Information on your education status (same for all applicants)

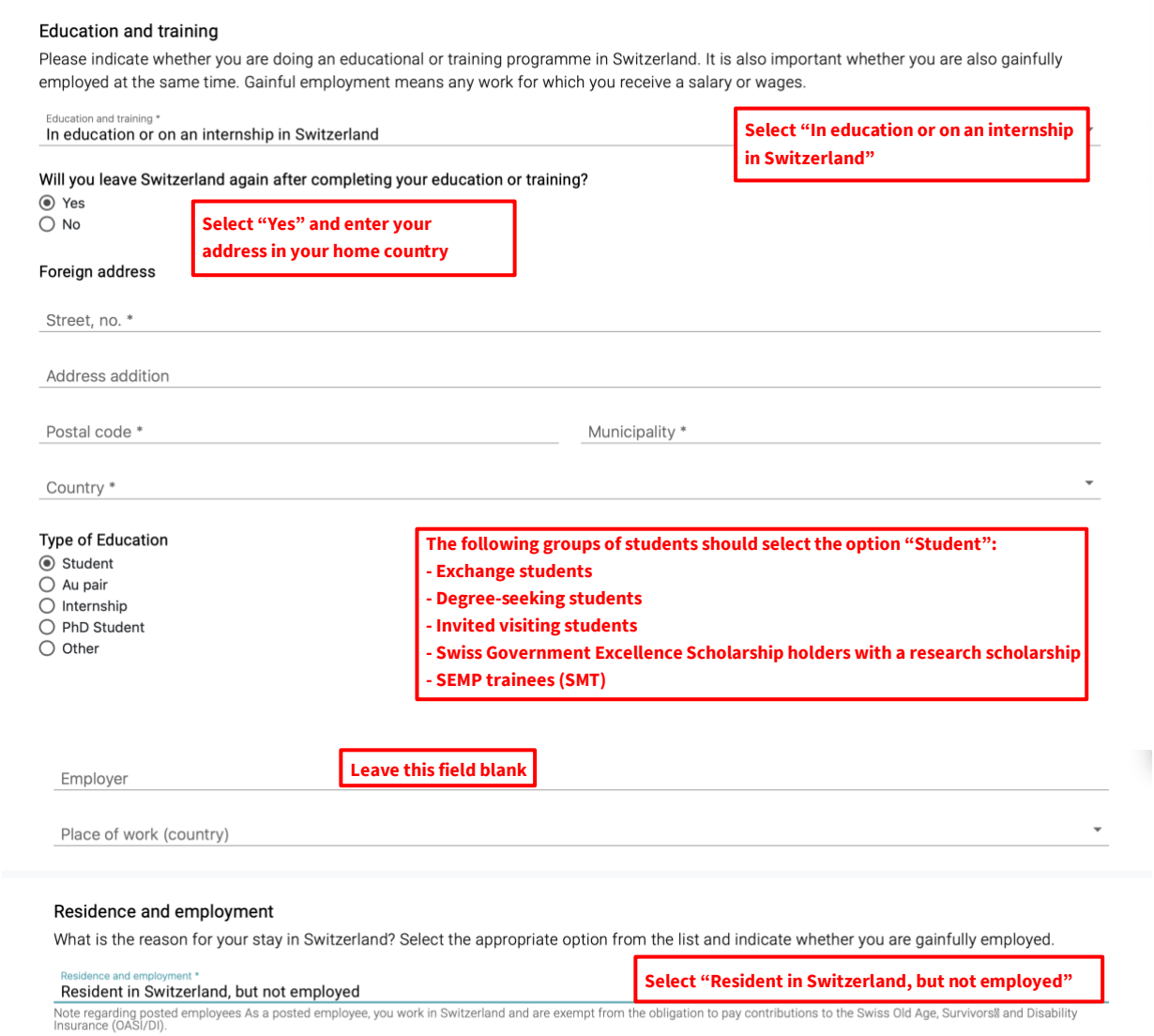

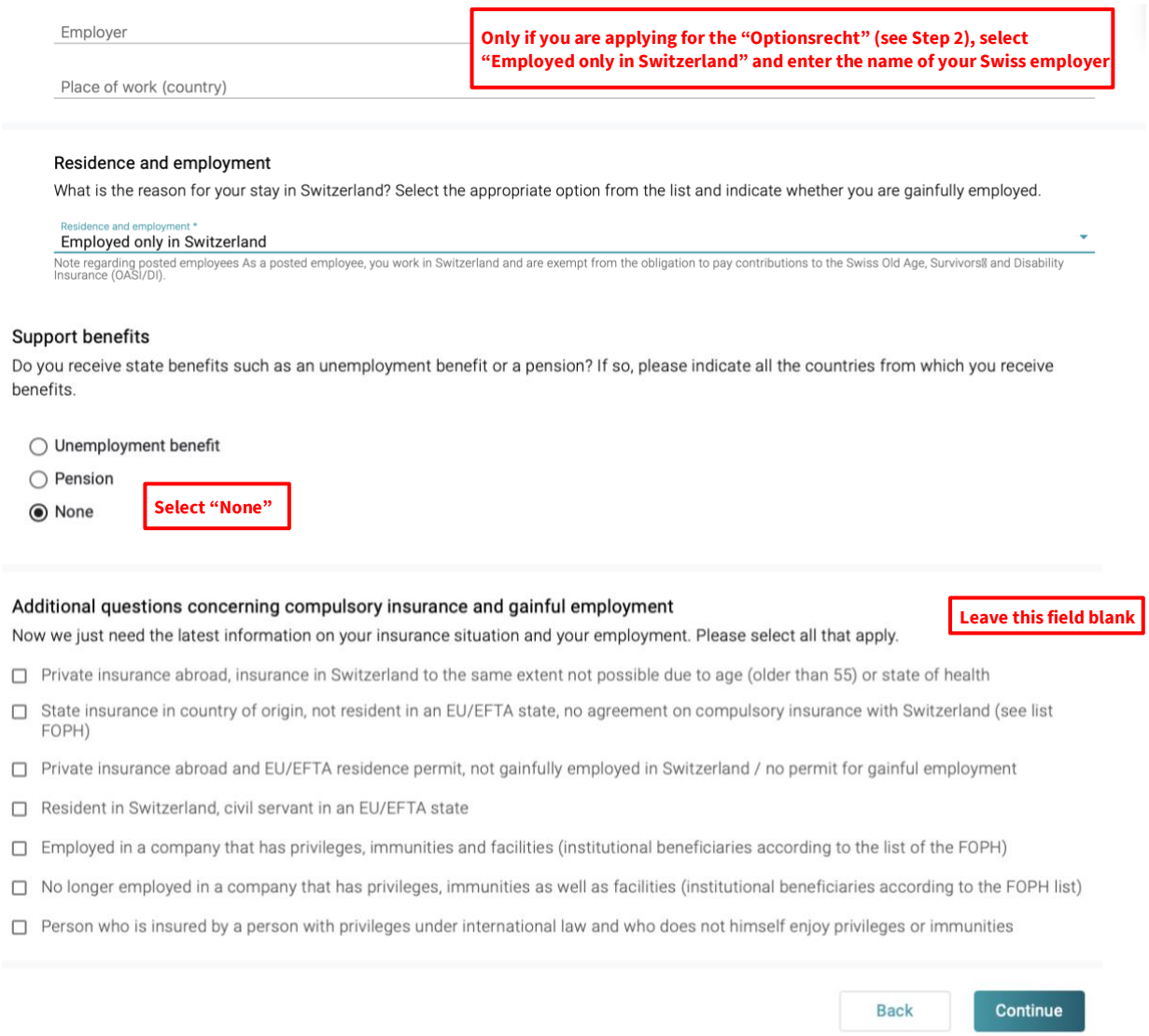
Employer
Only if you are applying for the "Optionsrecht" (see Step 2), select "Employed only in Switzerland" and enter the name of your Swiss employer
Place of work (country)
Residence and employment
What is the reason for your stay in Switzerland? Select the appropriate option from the list and indicate whether you are gainfully employed.
Residence and employment *
Employed only in Switzerland
Note regarding posted employees As a posted employee, you work in Switzerland and are exempt from the obligation to pay contributions to the Swiss Old Age, Survivors and Disability Insurance (OASI/DI).
Support benefits
Do you receive state benefits such as an unemployment benefit or a pension? If so, please indicate all the countries from which you receive benefits.
Unemployment benefit
Pension
None
Select "None"
Additional questions concerning compulsory insurance and gainful employment
Leave this field blank
Now we just need the latest information on your insurance situation and your employment. Please select all that apply.
Private insurance abroad, insurance in Switzerland to the same extent not possible due to age (older than 55) or state of health
State insurance in country of origin, not resident in an EU/EFTA state, no agreement on compulsory insurance with Switzerland (see list FOPH)
Private insurance abroad and EU/EFTA residence permit, not gainfully employed in Switzerland / no permit for gainful employment
Resident in Switzerland, civil servant in an EU/EFTA state
Employed in a company that has privileges, immunities and facilities (institutional beneficiaries according to the list of the FOPH)
No longer employed in a company that has privileges, immunities as well as facilities (institutional beneficiaries according to the FOPH list)
Person who is insured by a person with privileges under international law and who does not himself enjoy privileges or immunities
Back
Continue

<u>Step 5</u>: Required documents ("enclosures")
These vary depending on your specified type of health insurance as indicated in step 2.

a. European Health Insurance Card or Global Health Insurance Card

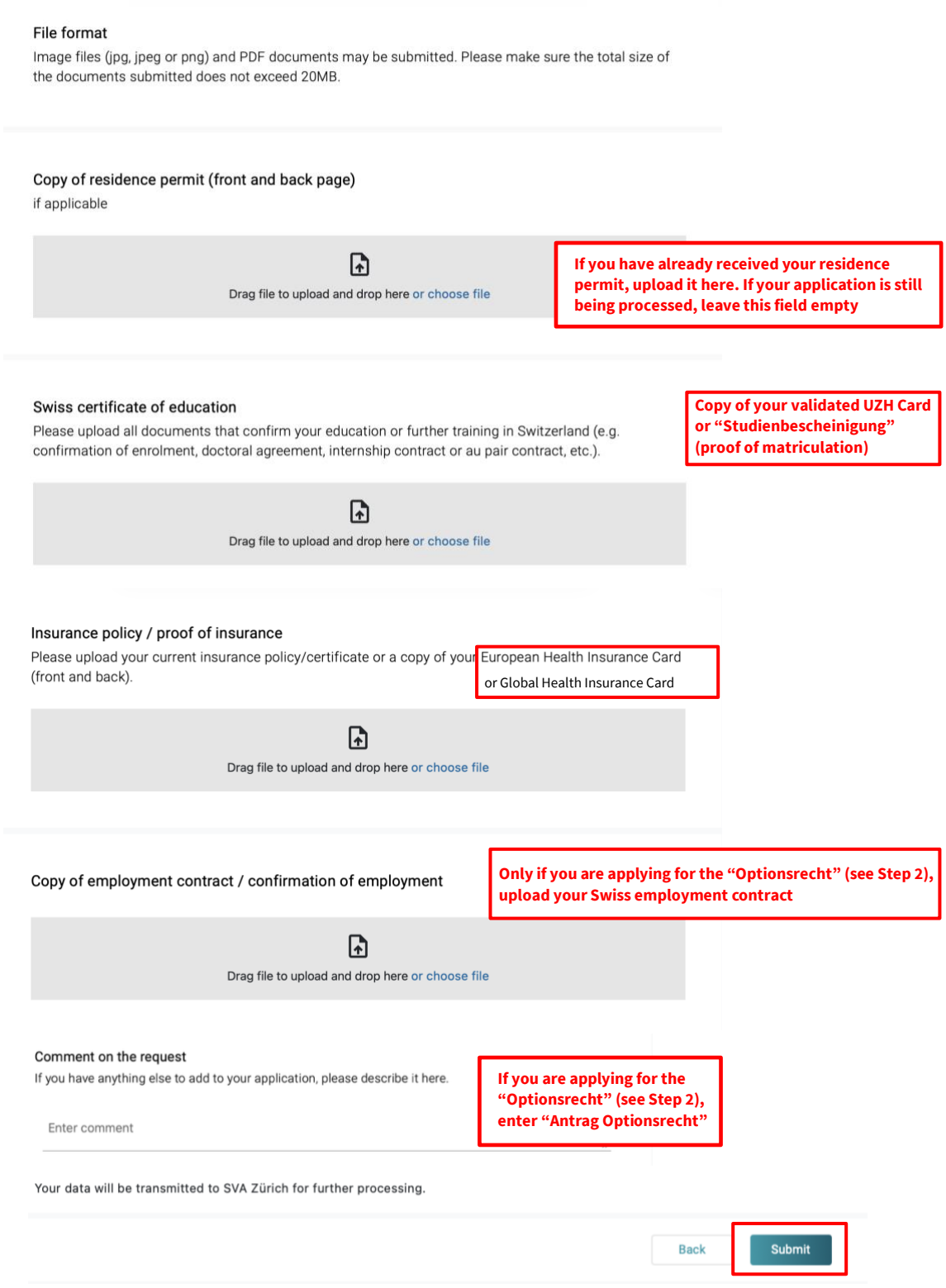

b. Swiss health insurance for international students

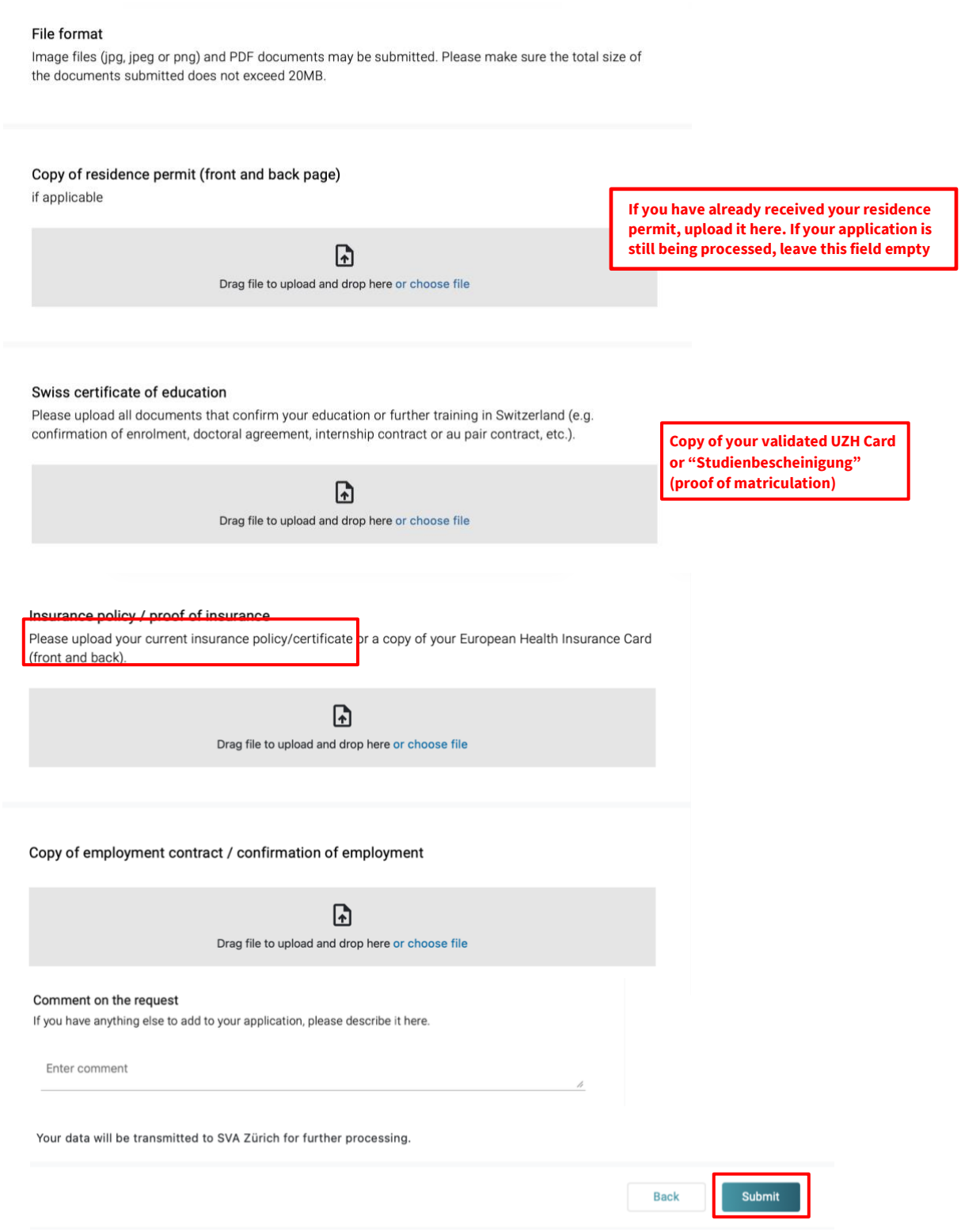

c. Private Health Insurance

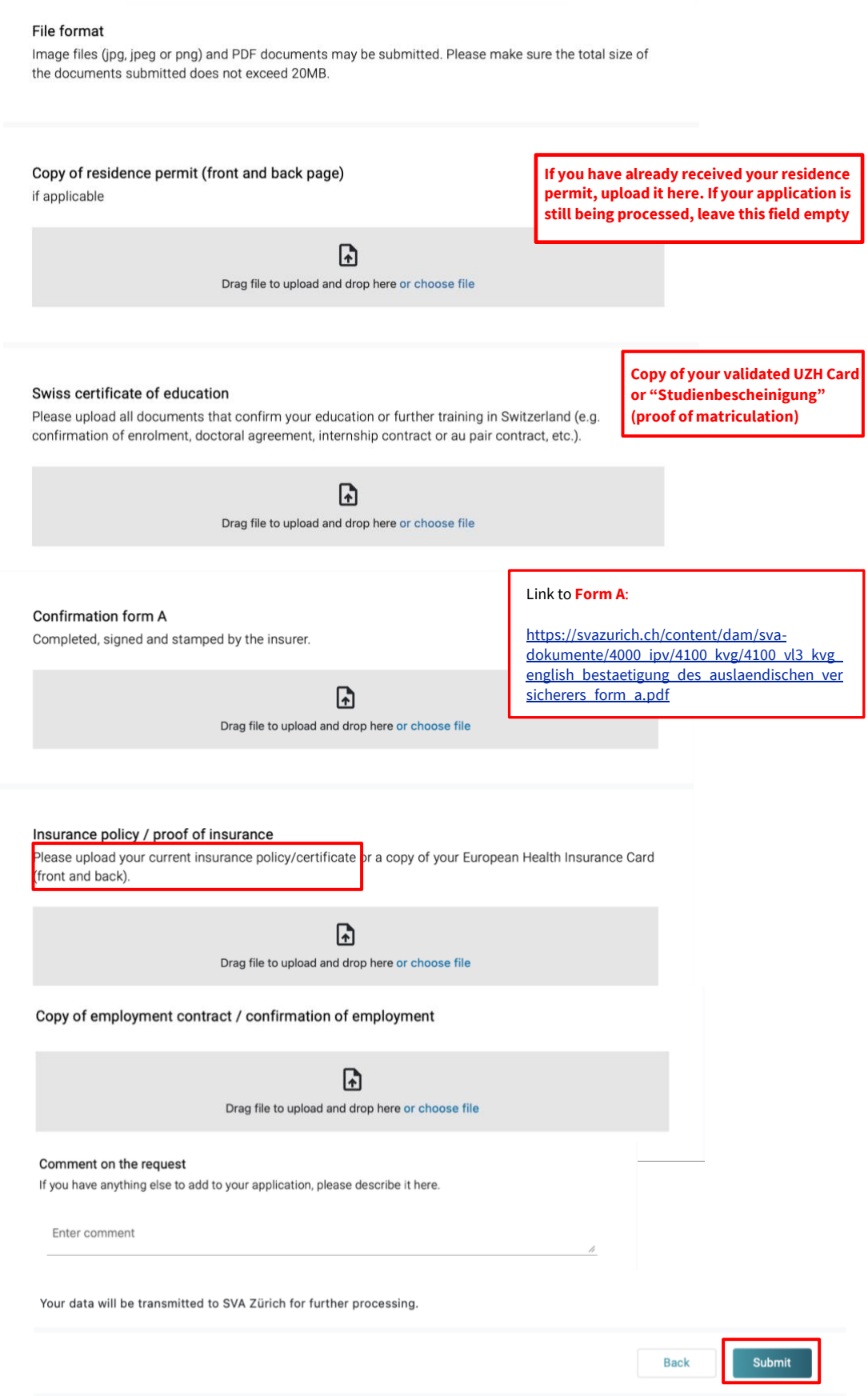

Step 6: Submitting the application

As soon as you have sent your application for exemption, forward the e-mail with the confirmation of receipt from SVA Zurich to the *Personenmeldeamt* at bva-kv@zuerich.ch (only if you reside in the city of Zurich). This way, the *Personenmeldeant* will know that you are currently in the process of applying for an exemption.

If you have not received the confirmation e-mail from SVA immediately upon submission of your exemption request, check your spam folder. Make sure that the exemption request has been sent properly. Check your e-mails regularly, as SVA Zurich may contact you if they have questions or need additional documents to evaluate your case.

Several weeks or even months after submitting your application for exemption, SVA Zurich will inform you about their decision on your application by email. In this e-mail, there will be a link to download the decision letter in PDF. Download and save the document on your computer immediately, as the link may expire. Please note that it is not possible to predict how the authorities will decide.